

# INSTRUCTIONS WAVE SYSTEM L'ONDA

## WAVE SYSTEM L'ONDA

Consisting of:


- *Curtain tape GEMINI / DORADO or VESUVIO*
- *Glidercord or Glidertape*
- *Single curtain hook*

### GEMINI VARIABLE STIFF

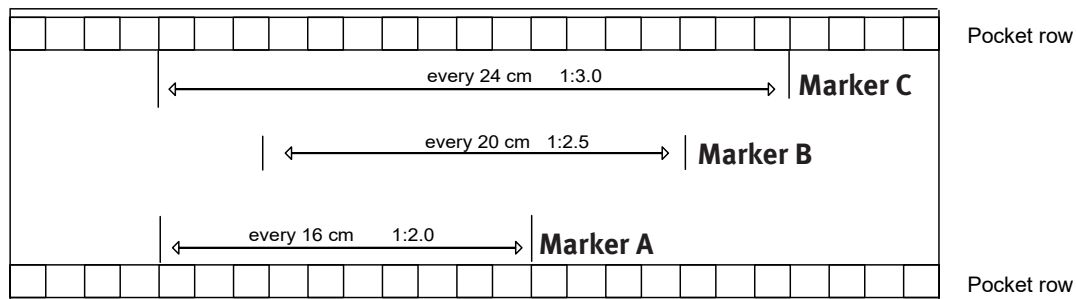
translucent Art.No. 44275 / black Art.No. 44279  
continuous pocket rows  
100% PES / 76 mm width / BX50

### DORADO VARIABLE SOFT

translucent Art.No. 44286  
continuous pocket rows  
100% PES / 75 mm width / BX50



**GEMINI** and **DORADO variable** can be used flexibly due to the continuous pocket rows. With the markers in these tapes you get either a fabric ratio of 1:2.0, 1:2.5 or 1:3.0. A fabric ratio of 1:1.5 or 1:1.75 can also be designed individually.



### FULLNESSES CREATED WITH A GLIDERCORD OF 8 CM DISTANCE:

**Fullness 1:2.0** = every 16 cm (Marker A) - Depth of pleat: 14 cm / 7 cm front; 7 cm back

**Fullness 1:2.5** = every 20 cm (Marker B) - Depth of pleat: 18 cm / 9 cm front; 9 cm back


**Fullness 1:3.0** = every 24 cm (Marker C) - Depth of pleat: 22 cm / 11 cm front; 11 cm back



## INSTRUCTIONS WAVE SYSTEM L'ONDA

### GEMINI STIFF

100% PES / 76 mm width / translucent / BX50



Art.No.	Description	Pocket distance	Glider distance	Fullness	Depth of pleat in cm
43996	NOVA 12	12 cm	6 cm / 8 cm	1:2.0 / 1:1.5	10 cm / 5 cm front; 5 cm back
44052	NOVA 1410	14/10 cm	6 cm / 8 cm	1:2.0 / 1:1.5	10 cm / 6 cm front; 4 cm back
44282	GEMINI 16	16 cm	8 cm	1:2.0	14 cm / 7 cm front; 7 cm back
44038	NOVA 1810	18/10 cm	8 cm	1:1.75	12 cm / 8 cm front; 4 cm back
44070	NOVA 2214	22/14 cm	8 cm	1:2.25	15 cm / 9,5 cm front; 5,5 cm back

### DESCRIPTION GEMINI 12, 1410, 16, 1810, 2214

Very easy handling - pockets are only placed, where they are really needed (no continuous pocket rows). As no markers or pockets have to be counted, these variations save a lot of time.


### OUR SOLUTION FOR HEAVIER CURTAINS:

#### VESUVIO

For **VESUVIO variable** the same description applies as for **GEMINI/DORADO variable** (see page 1). The pockets have to be counted, however, as there are no markings in the white tape.

#### VESUVIO VARIABLE


Art.No. 44179  
continuous pocket rows  
100% PES / 80 mm width / white / BX50



## INSTRUCTIONS WAVE SYSTEM L'ONDA

### VESUVIO 12, 1410

100% PES / 80 mm width / white / BX50



### DESCRIPTION VESUVIO 12 AND 1410

Very easy handling - pockets are only placed, where they are really needed (no continuous pocket rows). As no markers or pockets have to be counted, these variations save a lot of time.

Art.No.	Description	Pocket distance	Glider distance	Fullness	Depth of pleat in cm
44180	VESUVIO 12	12 cm	6 cm / 8 cm	1:2.0 / 1:1.5	10 cm / 5 cm front; 5 cm back
44055	VESUVIO 1410	14/10 cm	6 cm / 8 cm	1:2.0 / 1:1.5	10 cm / 6 cm front; 4 cm back



*The system even offers the possibility to create a room divider with hidden curtain tape!*

An exact sewing instruction is available on our homepage  
**www.bandex.com** in our Download area or as a separate Flyer!





## INSTRUCTIONS WAVE SYSTEM L'ONDA


The fullness ratios of the different GEMINI variants result from the correct distances of the glider cords!

### GLIDERCORDS STANDARD

white

Art.No.	Unit	Meter	Distance Gliders	Diameter
50212	SP	25	6 cm	4 mm
50213	SP	25	8 cm	4 mm
50214	SP	25	6 cm	6 mm
50215	SP	25	8 cm	6 mm

Diameter 4 mm oder 6




### GLIDERCORDS WITH FLATHEAD

white or black

*Ideal for very slim tracks*

Art.No.	Unit	Meter	Distance Glider	Diameter	Colour
50222	SP	25	6 cm	6 mm	white
50224	SP	25	8 cm	6 mm	white
50263	SP	25	8 cm	6 mm	black

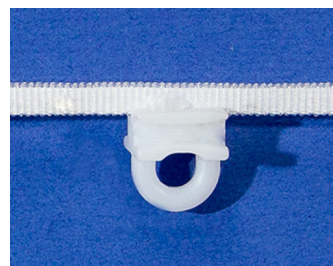


### GLIDERTAPE SLIM

white or black

*Instead of a cord, the gliders are attached to a narrow tape that can no longer slide out of the rail.*


Art.No.	Unit	Meter	Distance Gliders	Diameter
50230	SP	25	6 cm	6 mm
50231	SP	25	8 cm	6 mm



## INSTRUCTIONS WAVE SYSTEM L'ONDA

### SINGLE CURTAIN-HOOK

white or black



Art.No.	Unit	Quantity	Colour
20072	KP	100	white
50264	KP	100	black

